

***First Quarter Report
September 30, 2015
(Un-Audited)***

TSBL

Trust Securities & Brokerage Limited

CONTENTS

COMPANY INFORMATION

DIRECTORS' REVIEW

CONDENSED INTERIM BALANCE SHEET

CONDENSED INTERIM PROFIT AND LOSS ACCOUNT

CONDENSED INTERIM STATEMENT OF COMPREHENSIVE INCOME

CONDENSED INTERIM CASH FLOW STATEMENT

CONDENSED INTERIM STATEMENT OF CHANGES IN EQUITY

NOTES TO THE CONDENSED INTERIM FINANCIAL STATEMENTS

COMPANY INFORMATION

Board of Directors

Mr. Aftab Ahmed Qaiser	Chairman
Mr. Abdul Basit	Chief Executive
Mr. Syed Mahmood Ali Shah	Director
Mr. Muhammad Naeem Baig	Director
Mr. Shibli Muhammad Khan	Director
Mr. Munim Mahmood	Director
Mr. Syed Javed Hussain	Director

Audit Committee

Mr. Muhammad Naeem Baig	Chairman
Mr. Munim Mahmood	Member
Mr. Shibli Muhammad Khan	Member

HR & Remuneration

Mr. Aftab Ahmed Qaiser	Chairman
Mr. Muhammad Naeem Baig	Member
Mr. Abdul Basit	Member

Company Secretary

Ms. Nadia Haider

Auditors

Haroon Zakaria & Company
Chartered Accountants

Legal Advisor

Mr. Abdul Majid
Advocate

Share Registrar

Hameed Majeed Associates (Pvt) Ltd.

Bankers

Bank Alfalah Limited
MCB Bank Limited
Al Baraka Bank (Pakistan) Limited
Habib Metropolitan Bank Limited

Registered Office

2nd Floor, Associated House, Building # 1& 2,
7-Kashmir Road, Lahore-Pakistan.
Telephone : (042) 3637 3041-43
Fax : (042) 3637 3040

Lahore Stock Exchange Office

Room # 607, Lahore Stock Exchange Building,
19-Khayaban-e-Aiwan-e-Iqbal, Lahore - Pakistan.
Telephone : (042) 3637 4710, 3630 0181

Website: www.trustsecu.com **E-mail:** info@trustsecu.com & tsbl@brain.net.pk

DIRECTORS' REVIEW

The Board of Directors takes pleasure to present the brief overview of operational and financial performance of the company for the first quarter Un-audited Condensed Interim Financial Statement for the period ended September 30, 2015.

Financial Results	September 2015	September 2014
The summarized financial results are as follows:	Rupees	Rupees
Operating revenue	1,128,861	1,556,312
Gain on sale of securities	-	140,051
Loss on re-measurement of investments	-	(28,250)
	1,128,861	1,668,112
Operating and administrative expenses	(2,154,092)	(2,084,839)
Finance cost	(3,050)	(2,563)
	(2,157,142)	(2,087,402)
Operating loss	(1,028,281)	(419,290)
Other operating income	246,172	336,449
Loss before taxation	(782,109)	(82,841)
Taxation	(20,000)	(30,000)
Loss after taxation	(802,109)	(112,841)
Loss per share- basic and diluted	(0.08)	(0.01)

The KSE-100 Index was at 32,287 points at the end of September 30, 2015, down 2,556 points (7.3%) from 34,843 levels on June 30, 2015. In addition, foreign institutional outflow from the KSE also mounted the selling pressure.

During the quarter under review, the company recorded revenue of Rs. 1,375,033/- as compared to Rs.2,004,561/- in the corresponding period of the last year. The decrease in revenue is mainly due to above mentioned factors. On the expenditure side, the operating expenses were Rs. 2,154,092/- in comparison to Rs. 2,084,839/- in the previous period. The company suffered a net loss of Rs.802,109/- for the first quarter ended September 30, 2015.

In the end, the Board wishes to acknowledge and extend its appreciation to valued clients for their continuous support. The Board also wishes to acknowledge the support and cooperation received from Securities and Exchange Commission of Pakistan, Karachi and Lahore Stock Exchanges.

For and on behalf of the Board

Lahore
October 28, 2015

ABDUL BASIT
CHIEF EXECUTIVE

Trust Securities & Brokerage Limited

TSBL

CONDENSED INTERIM BALANCE SHEET (UN-AUDITED) AS AT SEPTEMBER 30, 2015

	Note	(Un-Audited) September 30, 2015	(Audited) June 30, 2015
		----- Rupees -----	
ASSETS			
Non-Current Assets			
Property and equipment	5	3,700,860	3,668,342
Intangibles	6	1,542,600	1,542,600
Long term investments	7	2,776,060	2,772,444
Long term deposits	8	725,149	925,149
		8,744,669	8,908,535
Current Assets			
Short term investments	9	2,408,850	2,408,850
Trade debts	10	6,301,731	7,287,374
Advances, prepayments and other receivables		439,179	408,878
Tax refunds due from government		695,170	673,317
Cash and bank balances		8,049,416	25,332,606
		17,894,346	36,111,025
Total Assets		26,639,015	45,019,560
EQUITY AND LIABILITIES			
Share Capital and Reserves			
Authorized Capital			
10,000,000 ordinary shares of Rs.10/- each		100,000,000	100,000,000
Issued, subscribed and paid-up capital		100,000,000	100,000,000
Reserves			
General Reserve		3,500,000	3,500,000
Capital Reserve		44,489	40,870
Accumulated losses		(97,495,840)	(96,693,731)
		(93,951,351)	(93,152,861)
Shareholders' Equity		6,048,649	6,847,139
Current Liabilities			
Retirement benefits		1,999,004	1,999,004
Trade and other payables	11	18,591,362	36,173,417
		20,590,366	38,172,421
Contingency and Commitments	12	-	-
Total Equity and Liabilities		26,639,015	45,019,560

The annexed notes form an integral part of these financial statements.

Chief Executive

Director

CONDENSED INTERIM PROFIT AND LOSS ACCOUNT (UN-AUDITED)
FOR THE FIRST QUARTER ENDED SEPTEMBER 30, 2015

	(Un-Audited) First quarter ended September 30, 2015	(Un-Audited) First quarter ended September 30, 2014
	----- Rupees -----	
Operating revenue	1,128,861	1,556,312
Gain on sale of securities	-	140,051
Loss on re-measurement of investments	-	(28,250)
	1,128,861	1,668,112
Operating and administrative expenses	(2,154,092)	(2,084,839)
Finance cost	(3,050)	(2,563)
	(2,157,142)	(2,087,402)
Operating loss	(1,028,281)	(419,290)
Other operating income	246,172	336,449
Loss before taxation	(782,109)	(82,841)
Taxation	(20,000)	(30,000)
Loss after taxation	(802,109)	(112,841)
Loss per share - basic and diluted	(0.08)	(0.01)

The annexed notes form an integral part of these financial statements.

Chief Executive

Director

**CONDENSED INTERIM STATEMENT OF COMPREHENSIVE INCOME (UN - AUDITED)
FOR THE FIRST QUARTER ENDED SEPTEMBER 30, 2015**

	<i>(Un-Audited)</i> First quarter ended September 30, 2015	<i>(Un-Audited)</i> First quarter ended September 30, 2014
	----- Rupees -----	
Loss for the first quarter	(802,109)	(112,841)
Other comprehensive income :		
Available-for-sale financial assets		
Gain arising due to remeasurement	3,619	43,250
Total comprehensive loss for the first quarter	<u>(798,490)</u>	<u>(69,591)</u>

The annexed notes form an integral part of these financial statements.

Chief Executive

Director

**CONDENSED INTERIM CASH FLOW STATEMENT (UN-AUDITED)
FOR THE FIRST QUARTER ENDED SEPTEMBER 30, 2015**

	<i>(Un-Audited) First quarter ended September 30, 2015</i>	<i>(Un-Audited) First quarter ended September 30, 2014</i>
	----- Rupees -----	
A. CASH FLOW FROM OPERATING ACTIVITIES		
Loss before taxation	(782,109)	(82,841)
Adjustment for non-cash charges and other items		
Depreciation	45,299	52,068
Profit on saving account	(246,172)	(336,449)
Finance cost	3,050	2,563
Unrealised loss on remeasurement of investments	-	38,739
	<u>(197,823)</u>	<u>(243,079)</u>
Operating loss before working capital changes	<u>(979,932)</u>	<u>(325,920)</u>
Changes in Working Capital :		
Decrease / (increase) in current assets		
Trade debts	985,644	2,199,262
Advances, prepayments and other receivables	(30,301)	(349,089)
(Decrease) / Increase in current liabilities		
Trade and other payables	(17,582,054)	(8,771,432)
	<u>(16,626,711)</u>	<u>(6,921,259)</u>
Cash (used in) operations	<u>(17,606,643)</u>	<u>(7,247,179)</u>
Finance cost paid	(3,050)	(2,563)
Taxes paid	(41,853)	(48,728)
Long term deposits - net	200,000	(200,000)
	<u>155,097</u>	<u>(251,291)</u>
Net cash (used in) operating activities	<u>(17,451,546)</u>	<u>(7,498,470)</u>
B. CASH FLOWS FROM INVESTING ACTIVITIES		
Additions to capital work in progress	(77,817)	(233,451)
Proceeds from sale of long term investments	-	179,893
Investments-net	-	(140,051)
Profit received on saving account	246,172	336,449
Net cash generated from investing activities	<u>168,356</u>	<u>142,840</u>
Net (decrease) / increase in cash and cash equivalents (A+B)	<u>(17,283,190)</u>	<u>(7,355,630)</u>
Cash and cash equivalents at the beginning of the period	<u>25,332,606</u>	<u>18,175,516</u>
Cash and cash equivalents at the end of the period	<u>8,049,416</u>	<u>10,819,886</u>

The annexed notes form an integral part of these financial statements.

Chief Executive

Director

CONDENSED INTERIM STATEMENT OF CHANGES IN EQUITY (UN-AUDITED)
FOR THE FIRST QUARTER ENDED SEPTEMBER 30, 2015

	Share Capital	Capital Fair Value Reserve	Reserves			Grand Total	Shareholders' Equity
			General Reserve	Accumulated Revenue	Losses		
Balance as at June 30, 2014	100,000,000	288,903	3,500,000	(80,240,692)	(76,740,692)	(76,451,789)	23,548,211
Total comprehensive loss for the first quarter							
Loss for the first quarter ended September 30, 2014	-	-	-	(112,841)	(112,841)	(112,841)	(112,841)
Other Comprehensive Income							
Gain on disposal of available for sale of investment	-	(97,640)	-	-	-	(97,640)	(97,640)
Gain/(Loss) arises due to remeasurement of investments	-	43,250	-	-	-	43,250	43,250
Total comprehensive loss for the first quarter ended September 30, 2014	-	(54,390)	-	(112,841)	(112,841)	(167,231)	(167,231)
Balance as at September 30, 2014	100,000,000	234,513	3,500,000	(80,353,533)	(76,853,533)	(76,619,020)	23,380,980
Balance as at June 30, 2015							
100,000,000	40,870	3,500,000	(96,693,731)	(93,193,731)	(93,152,861)	6,847,139	
Total comprehensive loss for the first quarter							
Loss for the first quarter ended September 30, 2015	-	-	-	(802,109)	(802,109)	(802,109)	(802,109)
Other Comprehensive Income							
Gain/(Loss) arises due to remeasurement of investments	-	3,619	-	-	-	3,619	3,619
Total comprehensive loss for the first quarter ended September 30, 2015	-	3,619	-	(802,109)	(802,109)	(798,490)	(798,490)
Balance as at September 30, 2015							
100,000,000	44,489	3,500,000	(97,495,840)	(93,995,840)	(93,951,351)	6,048,649	

The annexed notes form an integral part of these financial statements.

Chief Executive

Director

**NOTES TO THE CONDENSED INTERIM FINANCIAL STATEMENTS (UN-AUDITED)
FOR THE FIRST QUARTER ENDED SEPTEMBER 30, 2015**

1 THE COMPANY AND ITS OPERATION

The Company was incorporated as a Public Limited Company on October 19, 1993 in Pakistan and is listed on Karachi and Lahore Stock Exchanges. The Company is the Trading Right Entitlement Certificate holder of the Lahore Stock Exchange Limited. The registered office of the Company is situated at 2nd Floor, Associated House, Building 1 & 2, 7 - Kashmir Road, Lahore. The Company is principally engaged in shares brokerage, investments, consultancy and underwriting services.

2 BASIS OF PREPARATION**2.1 Statement of Compliance**

These condensed interim financial statements of the Company for the first quarter ended September 30, 2015 has been prepared in accordance with the requirements of the International Accounting Standard 34 - Interim Financial Reporting and provisions of and directives issued under the Companies Ordinance, 1984. In case where requirements differ, the provisions of or directives issued under the Companies Ordinance, 1984 have been followed.

These condensed interim financial statements are unaudited do not include all of the information and disclosures required in the financial statements, and should be read in conjunction with the Company's annual financial statements for the year ended June 30, 2015.

2.2 Functional and Presentation Currency

These condensed interim financial statements are presented in Pakistan Rupees which is also the Company's functional currency and all financial information presented has been rounded off to the nearest rupee.

3 SIGNIFICANT ACCOUNTING POLICIES

The accounting policies and the methods of computation adopted in the preparation of this condensed interim financial report are the same as those applied in the preparation of the financial statements for the year ended June 30, 2015.

Amendments to certain existing standards and new interpretations on approved accounting standards effective during the period either were not relevant to the Company's operation or did not have any impact on the accounting policies of the Company.

4 ESTIMATES

The preparation of condensed interim financial statements requires management to make judgments, estimates and assumptions that affect the application of accounting policies and the reported amounts of assets and liabilities, income and expenses. Actual results may differ from these estimates. The significant judgments made by the management in applying the Company's accounting policies and the key sources of estimation uncertainty were the same as those that applied to the financial statements for the year ended June 30, 2015.

Trust Securities & Brokerage Limited

TSBL

		(Un-Audited) First quarter ended September 30, 2015	(Audited) Year ended June 30, 2015
	Note	----- Rupees -----	
5 PROPERTY AND EQUIPMENTS			
Property and equipment	5.1	1,233,252	1,278,551
Capital work-in-progress			
Against office of Lahore Stock Exchange Limited		2,467,608	2,389,791
		3,700,860	3,668,342
5.1 Property and equipment			
Opening written down value		1,278,551	1,444,679
Total additions during the period		-	74,000
Total disposals during the period		-	(925,269)
Depreciation charge for the period		(45,299)	(220,869)
Depreciation charged on disposal		-	906,010
Closing written down value		1,233,252	1,278,551
		(Un-Audited) First quarter ended September 30, 2015	(Audited) Year ended June 30, 2015
	Note	----- Rupees -----	
6 INTANGIBLES			
Trading Rights Entitlement Certificate (TREC)	6.1	1,280,000	1,280,000
Offices			
At Lahore Stock Exchange	6.2	262,600	262,600
		1,542,600	1,542,600
<p>6.1 Pursuant to the promulgation of the Stock Exchanges (Corporatisation, Demutualization and Integrations) Act, 2012 (The Act), the ownership in a stock exchange has been segregated from the right to trade on the exchange. Accordingly, the company has received the equity shares of Lahore Stock Exchange Limited (LSEL) and a Trading Right Entitlement Certificate (TREC) in lieu of its membership card of LSE. The company's entitlement in respect of LSEL's shares is determined on the basis of valuation of assets and liabilities of LSEL as approved by the SECP and the company has been allotted 843,975 shares of the face value of Rupees 10 each, 60% of which i.e. 506,385 shares are kept in the blocked account of and the divestment of the same will be made in accordance with the requirements of the Act within two years from the date of demutualization. 40% of total ordinary shares i.e. 337,590 for Rs.10 each have been credited to the Company's CDC sub-account.</p> <p>6.2 This represents cost of offices given by Lahore Stock Exchange Limited with indefinite useful life. These are considered to be indefinite as there is no foreseeable limit on the period during which an entity expects to consume the future economic benefits.</p> <p>6.3 The company has pledged / hypothecated Trading Right Entitlement Certificate (TREC) and 337,590 ordinary shares of LSE in compliance with Base Minimum Capital (BMC) requirement under Regulation 2.1 of Lahore Stock Exchange Limited.</p>			

Trust Securities & Brokerage Limited

TSBL

7 LONG TERM INVESTMENTS

September 30, 2015	June 30, 2015	Name of Securities	Note	(Un-Audited)	(Audited)
				First quarter ended September 30, 2015	Year ended June 30, 2015
Number of Shares				----- Rupees -----	
At cost - In shares of Un-quoted company					
843,975	843,975	Lahore Stock Exchange Ltd.	6.1	2,720,000	2,720,000
Available for sale - In shares of quoted companies					
36,168	36,168	Invest Capital Investment Bank Limited		56,060	52,444
5,000	5,000	Sunshine Cotton Mills Limited		1,650	1,650
		Provision for impairment		(1,650)	(1,650)
				2,776,060	2,772,444

8 LONG TERM DEPOSITS

Unsecured - Considered good

	(Un-Audited)	(Audited)
	First quarter ended September 30, 2015	Year ended June 30, 2015
----- Rupees -----		
Lahore Stock Exchange Limited	250,000	450,000
National Clearing Company of Pakistan Limited	300,000	300,000
Utility deposits	175,149	175,149
	725,149	925,149

9 SHORT TERM INVESTMENTS

At fair value through profit or loss - Initially designated

September 30, 2015	June 30, 2015	Name of Securities	(Un-Audited)	(Audited)
			First quarter ended September 30, 2015	Year ended June 30, 2015
Number of Shares			----- Rupees -----	
In shares of unquoted company - Related party				
505,000	505,000	Takaful Pakistan Limited	2,408,850	2,408,850

10 TRADE DEBTS

	(Un-Audited)	(Audited)
	First quarter ended September 30, 2015	Year ended June 30, 2015
----- Rupees -----		
Considered good	6,301,731	7,287,374
Considered doubtful	64,322,362	64,322,362
	70,624,093	71,609,736
Provision for doubtful debts	(64,322,362)	(64,322,362)
	6,301,731	7,287,374

Trust Securities & Brokerage Limited

TSBL

	(Un-Audited)	(Audited)
	First quarter ended September 30, 2015	Year ended June 30, 2015
	----- Rupees -----	
11 TRADE AND OTHER PAYABLES		
Trade creditors	16,578,732	34,252,720
Accrued & other liabilities	2,012,630	1,920,697
	<u>18,591,362</u>	<u>36,173,417</u>

12 CONTINGENCY AND COMMITMENTS

CONTINGENCIES

There were no change in contingencies since the last audited financial statements for the year ended June 30, 2015.

COMMITMENTS

For purchase of shares

For sale of shares

Against purchased of office at South Tower of LSE Plaza

	(Un-Audited)	(Audited)
	First quarter ended September 30, 2015	Year ended June 30, 2015
	----- Rupees -----	
	<u>3,681,870</u>	6,412,131
	<u>1,589,884</u>	<u>2,704,940</u>
	<u>-</u>	<u>77,817</u>

13 TRANSACTIONS WITH RELATED PARTIES

The related parties comprise associated undertakings, directors of the Company, key management employees and staff retirement benefits. The Company continues to have a policy whereby all transactions with related parties are entered into at commercial terms and conditions.

Transactions with associated undertakings and key management personnels under the term of their employment, are as follows:

	(Un-Audited)	(Audited)
	First quarter ended September 30, 2015	Year ended June 30, 2015
	----- Rupees -----	
Transactions with other related parties		
Commission paid to Chief Executive	35,706	45,618
Commission paid to Director	-	94,717
Commission received from Chief Executive	6,750	-
Commission received from Director	1,325	10,960
Salary drawn by Chief Executive	328,285	328,135
Expenses incurred by the Chief Executive	40,841	69,114
For attending meeting to Director	5,000	5,000

14 DATE OF AUTHORIZATION FOR ISSUE

These financial statements were authorized for issue by the Board of Directors of the Company on October 28, 2015.

15 GENERAL

Figures have been rounded off to the nearest rupee.

Chief Executive








Director










**Be aware, Be alert,
Be safe**

**Learn about investing at
www.jamapunji.pk**

Key features:

-  Licensed Entities Verification
-  Scam meter*
-  Jamapunji games*
-  Tax credit calculator*
-  Company Verification
-  Insurance & Investment Checklist
-  FAQs Answered

-  Stock trading simulator
(based on live feed from KSE)
-  Knowledge center
-  Risk profiler*
-  Financial calculator
-  Subscription to Alerts (event
notifications, corporate and
regulatory actions)
-  Jamapunji application for
mobile device
-  Online Quizzes



Jama Punji is an Investor
Education Initiative of
Securities and Exchange
Commission of Pakistan

 [jamapunji.pk](https://www.facebook.com/jamapunji.pk)

 [@jamapunji_pk](https://twitter.com/jamapunji_pk)

*Mobile apps are also available for download for android and ios devices

Registered Office

2nd Floor, Associated House, Building # 1& 2,

7-Kashmir Road, Lahore-Pakistan.

Telephone: (042) 3637 3041-43

Fax: (042) 3637 3040

Lahore Stock Exchange Office

Room # 607, Lahore Stock Exchange Building,

19-Khayaban-e-Aiwan-e-Iqbal, Lahore - Pakistan.

Telephone : (042) 3637 4710, 3630 0181